

QUADRO DE DADOS DAS LUMINÁRIAS

PONTO	COORDENADAS UTM		LUMINÁRIA EXISTENTE	LUMIN. A SUBSTITUIR
	E(m)	N(m)		
○ 254	390801.22	7498237.36	V.S. 70W	LED 40W
○ 253	390777.22	7498264.94	V.S. 70W	LED 40W
○ 252	390761.74	7498289.80	V.S. 70W	LED 40W
○ 251	390783.06	7498311.03	V.S. 70W	LED 40W
○ 250	390800.44	7498327.63	V.S. 70W	LED 40W
○ 249	390821.92	7498347.91	V.S. 70W	LED 40W
○ 245	390860.05	7498375.42	V.S. 70W	LED 40W
○ 244	390882.48	7498393.40	V.S. 70W	LED 40W
○ 241	390903.42	7498409.11	V.S. 70W	LED 40W
○ 240	390925.33	7498424.13	V.S. 70W	LED 40W
○ 237	390947.67	7498441.78	V.S. 70W	LED 40W
● 214	390821.21	7498307.45	V.S. 100W	LED 60W
● 215	390842.46	7498285.48	V.S. 100W	LED 60W

PREFEITURA MUNICIPAL DE CAMBUÍ
PROJETO DE ILUMINAÇÃO PÚBLICA -

EFICIÊNCIA ENERGÉTICA

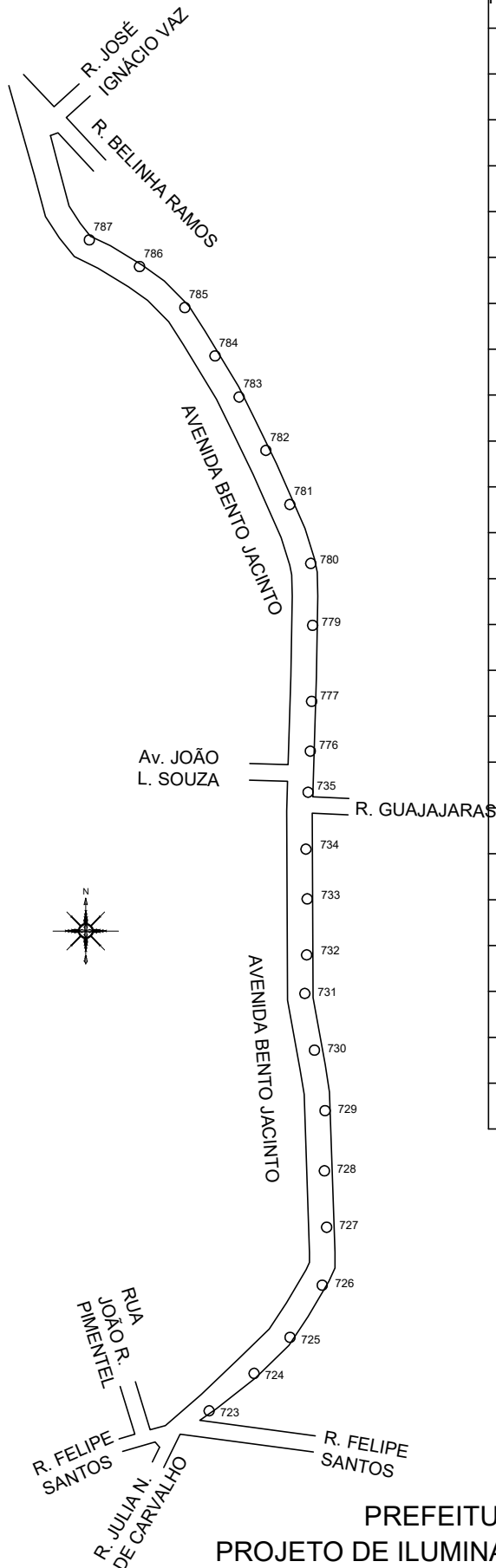
FINALIDADE: PARA SUBSTITUIÇÃO DE LUMINÁRIAS DAS VIAS

URBANAS POR DO TIPO LED

LOCAL: RUA JOSÉ CÉSAR NETO e

RUA JOSÉ CÉSAR NETO

DATA: 09/06/2021 - ESCALA: 1:2000 FOLHA: 01/22

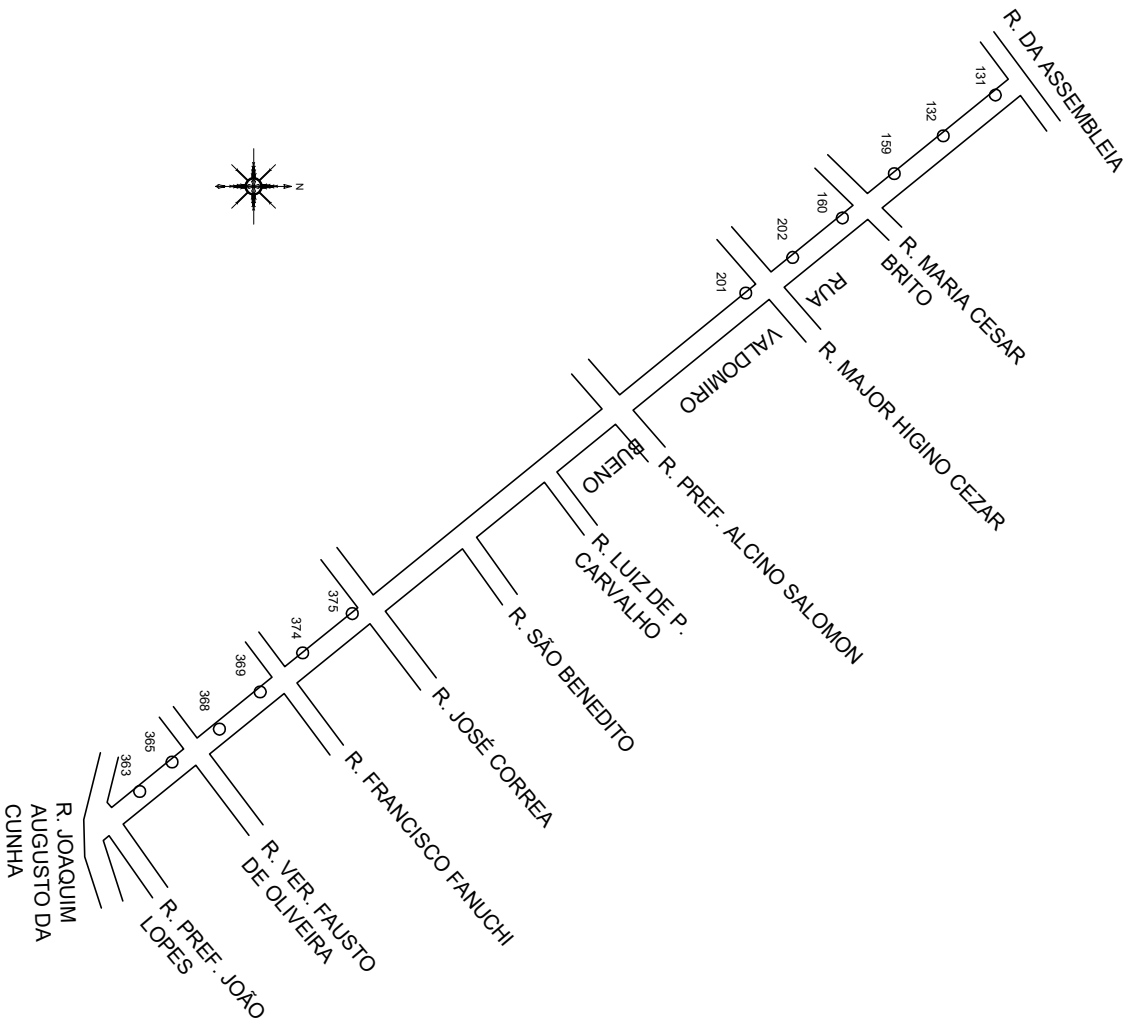


QUADRO DE DADOS DAS LUMINÁRIAS

PONTO	COORDENADAS UTM		LUMINÁRIA EXISTENTE	LUMIN. À SUBSTITUIR
	E(m)	N(m)		
○ 723	391873	7498119	V.S. 70W	LED 40W
○ 724	391901	7498142	V.S. 70W	LED 40W
○ 725	391923	7498164	V.S. 70W	LED 40W
○ 726	391943	7498196	V.S. 70W	LED 40W
○ 727	391945	7498231	V.S. 70W	LED 40W
○ 728	391944	7498266	V.S. 70W	LED 40W
○ 729	391944	7498303	V.S. 70W	LED 40W
○ 730	391938	7498340	V.S. 70W	LED 40W
○ 731	391932	7498374	V.S. 70W	LED 40W
○ 732	391933	7498398	V.S. 70W	LED 40W
○ 733	391933	7498432	V.S. 70W	LED 40W
○ 734	391933	7498462	V.S. 70W	LED 40W
○ 735	391934	7498497	V.S. 70W	LED 40W
○ 776	391935	7498522	V.S. 70W	LED 40W
○ 777	391936	7498552	V.S. 70W	LED 40W
○ 779	391937	7498599	V.S. 70W	LED 40W
○ 780	391935	7498637	V.S. 70W	LED 40W
○ 781	391923	7498673	V.S. 70W	LED 40W
○ 782	391908	7498706	V.S. 70W	LED 40W
○ 783	391892	7498738	V.S. 70W	LED 40W
○ 784	391877	7498763	V.S. 70W	LED 40W
○ 785	391859	7498793	V.S. 70W	LED 40W
○ 786	391831	7498818	V.S. 70W	LED 40W
○ 787	391800	7498834	V.S. 70W	LED 40W

PREFEITURA MUNICIPAL DE CAMBUÍ
PROJETO DE ILUMINAÇÃO PÚBLICA - EFICIENCIA ENERGÉTICA
FINALIDADE: PARA SUBSTITUIÇÃO DE LUMINÁRIAS DAS VIAS URBANAS POR DO TIPO LED
LOCAL: AVENIDA BENTO JACINTO

DATA: 02/06/2024 ESCALA: 1:1000 FOLHA: 02/02



QUADRO DE DADOS DAS LUMINÁRIAS				
PONTO	COORDENADAS UTM		LUMINÁRIA EXISTENTE	LUMIN. A SUBSTITUIR
	E(m)	N(m)		
○ 131	390878	7498720	V.S. 70W	LED 40W
○ 132	390899	7498693	V.S. 70W	LED 40W
○ 159	390919	7498667	V.S. 70W	LED 40W
○ 160	390943	7498639	V.S. 70W	LED 40W
○ 202	390963	7498613	V.S. 70W	LED 40W
○ 201	390982	7498588	V.S. 70W	LED 40W
○ 375	391152	7498380	V.S. 70W	LED 40W
○ 374	391173	7498354	V.S. 70W	LED 40W
○ 369	391193	7498331	V.S. 70W	LED 40W
○ 368	391213	7498310	V.S. 70W	LED 40W
○ 365	391230	7498285	V.S. 70W	LED 40W
○ 363	391246	7498268	V.S. 70W	LED 40W

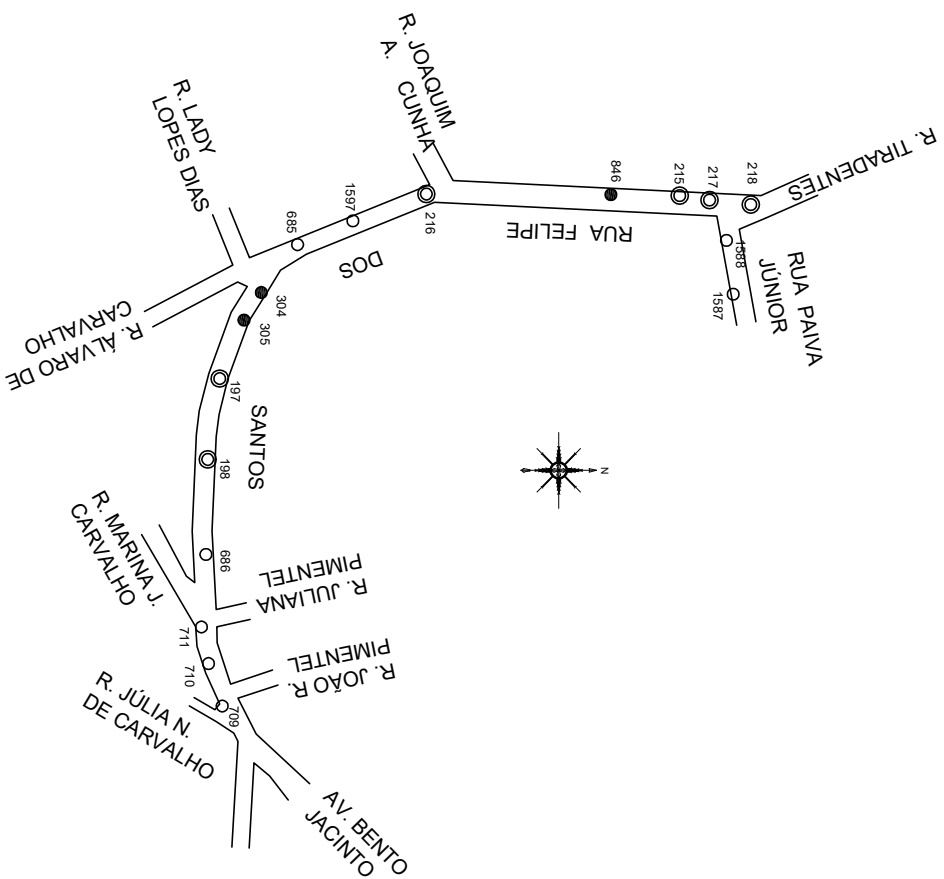
PREFEITURA MUNICIPAL DE CAMBUÁ
PROJETO DE ILUMINAÇÃO PÚBLICA -
EFICIÊNCIA ENERGÉTICA

FINALIDADE: PARA SUBSTITUIÇÃO DE LUMINÁRIAS DAS VIAS URBANAS POR DO TIPO LED

LOCAL: RUA VALDOMIRO BUENO
 DATA: 09/06/2021 - ESCALA: 1:4000 FOLHA: 04/22

QUADRO DE DADOS DAS LUMINÁRIAS

PONTO	COORDENADAS UTM		LUMINÁRIA EXISTENTE	LUMIN. À SUBSTITUIR
	E(m)	N(m)		
218	391580	7498386	V.S. 250W	LED 150W
217	391577	7498364	V.S. 250W	LED 150W
215	391572	7498348	V.S. 250W	LED 150W
846	391572	7498311	V.S. 100W	LED 60W
216	391571	7498214	V.S. 250W	LED 150W
1597	391586	7498175	V.S. 70W	LED 40W
685	391598	7498146	V.S. 70W	LED 40W
304	391623	7498127	V.S. 100W	LED 60W
305	391623	7498127	V.S. 100W	LED 60W
197	391669	7498105	V.S. 250W	LED 150W
198	391712	7498098	V.S. 250W	LED 150W
686	391762	7498097	V.S. 70W	LED 40W
711	391800	7498095	V.S. 70W	LED 40W
710	391820	7498099	V.S. 70W	LED 40W
709	391842	7498106	V.S. 70W	LED 40W
1588	391596	7498373	V.S. 70W	LED 40W
1587	391624	7498376	V.S. 70W	LED 40W



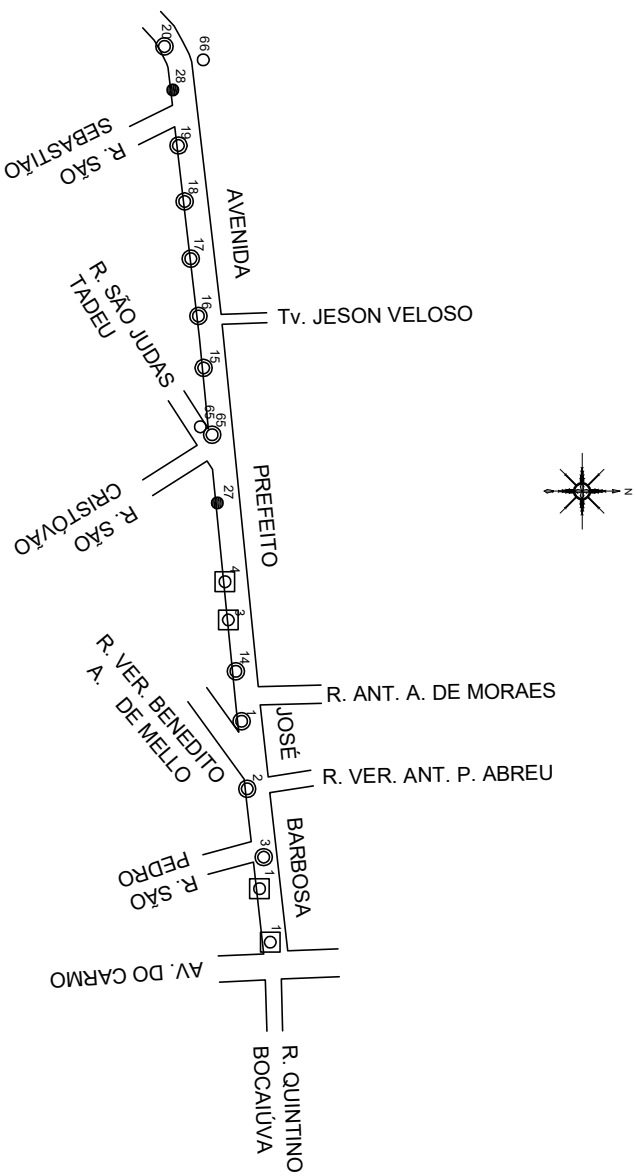
PREFEITURA MUNICIPAL DE CAMBUÍ PROJETO DE ILUMINAÇÃO PÚBLICA - EFICIENCIA ENERGÉTICA

FINALIDADE: PARA SUBSTITUIÇÃO DE LUMINÁRIAS DAS VIAS
URBANAS POR DO TIPO LED

LOCAL: RUA FELIPE DOS SANTOS e RUA PANVA JÚNIOR
DATA: 09/06/2021 - ESCALA: 1:4000 FOLHA: 06/22

QUADRO DE DADOS DAS LUMINÁRIAS

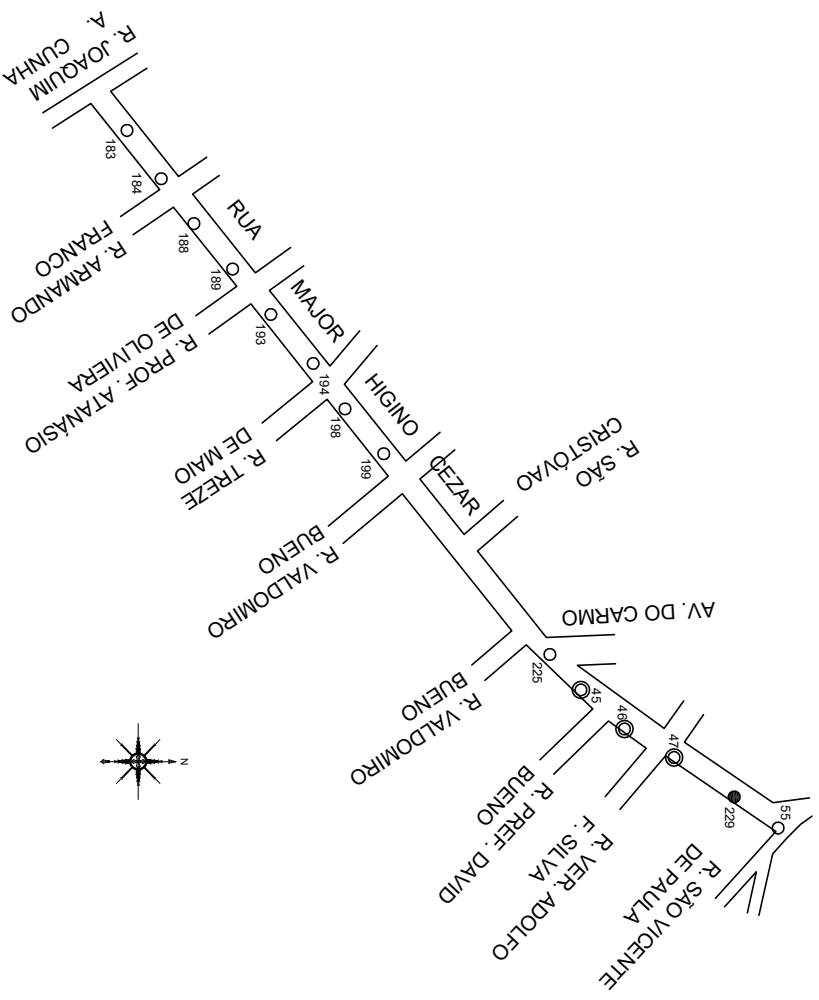
PONTO	COORDENADAS UTM		LUMINÁRIA EXISTENTE	LUMIN. A SUBSTITUIR
	E(m)	N(m)		
○ 66	390589	7498925	V.S. 70W	LED 40W
◎ 20	390582	7498905	V.S. 250W	LED 150W
● 28	390605	7498909	V.S. 100W	LED 60W
◎ 19	390635	7498912	V.S. 250W	LED 150W
◎ 18	390664	7498916	V.S. 250W	LED 150W
◎ 17	390695	7498919	V.S. 250W	LED 150W
◎ 16	390725	7498923	V.S. 250W	LED 150W
◎ 15	390742	7498929	V.S. 250W	LED 150W
◎ 65	390788	7498930	V.S. 250W	LED 150W
○ 65	390788	7498930	V.S. 70W	LED 40W
● 27	390824	7498933	V.S. 100W	LED 60W
□ 4	390865	7498937	V.S. 400W	LED 180W
□ 3	390886	7498939	V.S. 400W	LED 180W
◎ 14	390913	7498943	V.S. 250W	LED 150W
◎ 1	390939	7498946	V.S. 250W	LED 150W
◎ 2	390975	7498949	V.S. 250W	LED 150W
◎ 3	391011	7498957	V.S. 250W	LED 150W
□ 1	391028	7498955	V.S. 400W	LED 180W
□ 1	391056	7498961	V.S. 400W	LED 180W



PREFEITURA MUNICIPAL DE CAMBUI PROJETO DE ILUMINAÇÃO PÚBLICA - EFICIENCIA ENERGÉTICA

FINALIDADE: PARA SUBSTITUIÇÃO DE LUMINÁRIAS DAS VIAS
URBANAS POR DO TIPO LED

LOCAL: AVENIDA PREFEITO JOSÉ BARBOSA
DATA: 09/06/2021 - ESCALA: 1:4000 FOLHA: 07/22

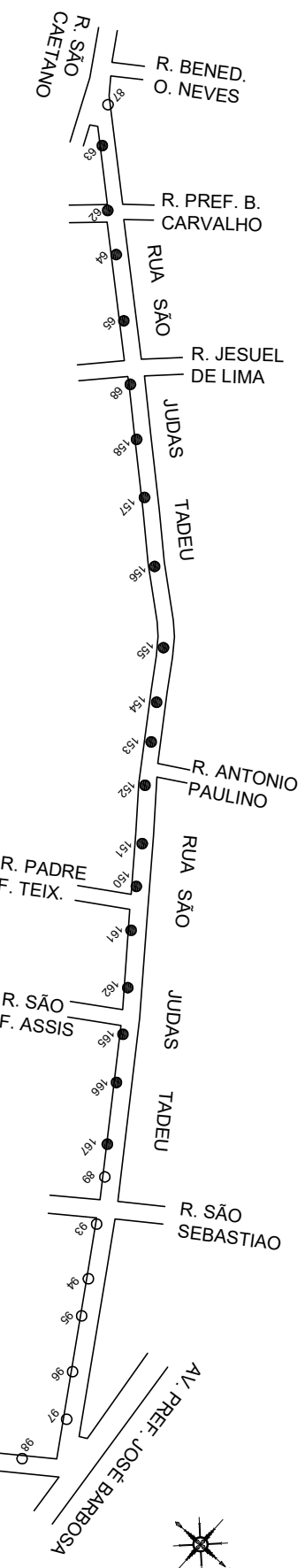


QUADRO DE DADOS DAS LUMINÁRIAS				
PONTO	COORDENADAS UTM		LUMINÁRIA EXISTENTE	LUMIN. A SUBSTITUIR
	E(m)	N(m)		
○ 183	390806	7498465	V.S. 70W	LED 40W
○ 184	390831	7498483	V.S. 70W	LED 40W
○ 188	390855	7498500	V.S. 70W	LED 40W
○ 189	390879	7498520	V.S. 70W	LED 40W
○ 193	390903	7498541	V.S. 70W	LED 40W
○ 194	390929	7498563	V.S. 70W	LED 40W
○ 198	390953	7498580	V.S. 70W	LED 40W
○ 199	390977	7498600	V.S. 70W	LED 40W
○ 225	391083	7498688	V.S. 70W	LED 40W
⊙ 45	391101	7498705	V.S. 250W	LED 150W
⊙ 46	391122	7498728	V.S. 250W	LED 150W
⊙ 47	391137	7498754	V.S. 250W	LED 150W
● 229	391158	7498786	V.S. 100W	LED 60W
○ 55	391175	7498809	V.S. 70W	LED 40W

PREFEITURA MUNICIPAL DE CAMBUI
PROJETO DE ILUMINAÇÃO PÚBLICA -
EFICIENCIA ENERGÉTICA

FINALIDADE: PARA SUBSTITUIÇÃO DE LUMINÁRIAS DAS VIAS
URBANAS POR DO TIPO LED

LOCAL: RUA MAJOR HIGINO CÉZAR
 DATA: 09/06/2021 - ESCALA: 1:4000 FOLHA: 08/22



QUADRO DE DADOS DAS LUMINÁRIAS

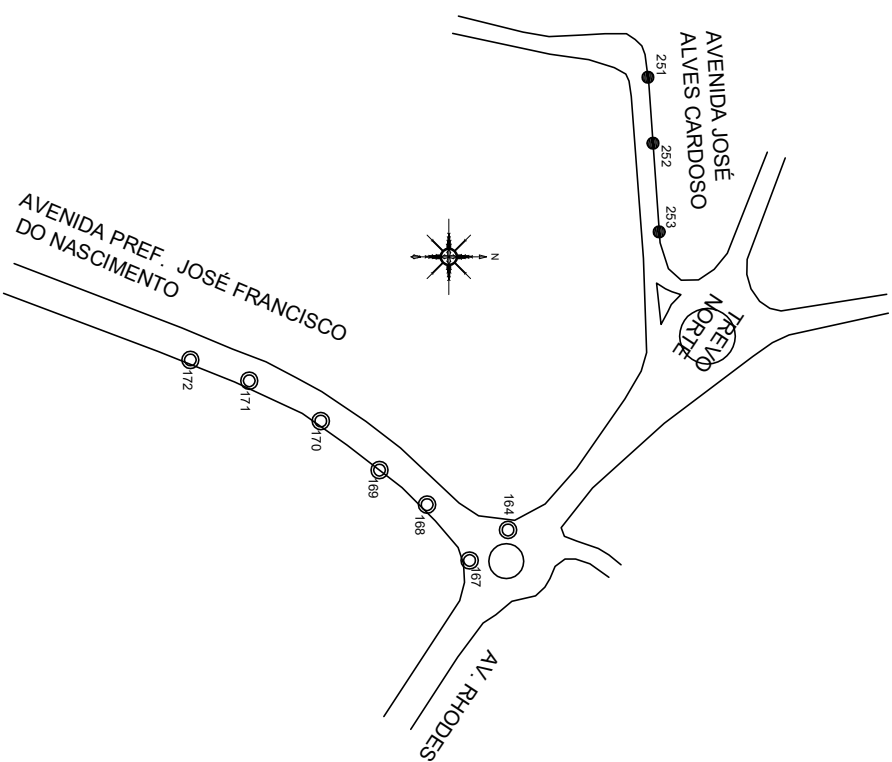
PONTO	COORDENADAS UTM		LUMINÁRIA EXISTENTE	LUMIN. A SUBSTITUIR	● 165 ○ 167	390583 390607	7498779 7498796	V.S. 100W V.S. 100W	LED 60W LED 60W
	E(m)	N(m)							
○ 87	390177	7498400	V.S. 70W	LED 40W	○ 89	390654	7498828	V.S. 70W	LED 40W
● 63	390197	7498414	V.S. 100W	LED 60W	○ 93	390678	7498843	V.S. 70W	LED 40W
● 62	390224	7498442	V.S. 100W	LED 60W	○ 94	390706	7498862	V.S. 70W	LED 40W
● 64	390240	7498464	V.S. 100W	LED 60W	○ 95	390725	7498874	V.S. 70W	LED 40W
● 65	390266	7498494	V.S. 100W	LED 60W	○ 96	390753	7498892	V.S. 70W	LED 40W
● 68	390292	7498522	V.S. 100W	LED 60W	○ 97	390777	7498908	V.S. 70W	LED 40W
● 158	390314	7498547	V.S. 100W	LED 60W	○ 98	390812	7498904	V.S. 70W	LED 40W
● 157	390336	7498574	V.S. 100W	LED 60W	○ 99	390830	7498880	V.S. 70W	LED 40W
● 156	390363	7498606	V.S. 100W	LED 60W	○ 140	390850	7498852	V.S. 70W	LED 40W
● 155	390395	7498642	V.S. 100W	LED 60W	○ 141	390866	7498828	V.S. 70W	LED 40W
● 154	390422	7498661	V.S. 100W	LED 60W	○ 147	390886	7498799	V.S. 70W	LED 40W
● 153	390442	7498675	V.S. 100W	LED 60W	○ 148	390905	7498776	V.S. 70W	LED 40W
● 152	390464	7498689	V.S. 100W	LED 60W	○ 150	390922	7498753	V.S. 70W	LED 40W
● 151	390491	7498711	V.S. 100W	LED 60W	○ 151	390941	7498727	V.S. 70W	LED 40W
● 150	390512	7498726	V.S. 100W	LED 60W	○ 152	390957	7498707	V.S. 70W	LED 40W
● 161	390534	7498741	V.S. 100W	LED 60W	○ 153	390978	7498678	V.S. 70W	LED 40W
● 162	390561	7498763	V.S. 100W	LED 60W	○ 154	390992	7498660	V.S. 70W	LED 40W

PREFEITURA MUNICIPAL DE CAMBUÍ
PROJETO DE ILUMINAÇÃO PÚBLICA - EFICIENCIA ENERGÉTICA
FINALIDADE: PARA SUBSTITUIÇÃO DE LUMIN. DAS VIAS URBANAS POR DO TIPO LED LOCAL: RUA SÃO JUDAS TADEU / RUA SÃO CRISTÓVÃO

DATA: 09/06/2021
 - ESCALA: 1:4000 FOLHA: 09/22

QUADRO DE DADOS DAS LUMINÁRIAS

PONTO	COORDENADAS UTM		LUMINÁRIA EXISTENTE	LUMIN. À SUBSTITUIR
	E(m)	N(m)		
● 251	391449	7500876	V.S. 100W	LED 60W
● 252	391484	7500879	V.S. 100W	LED 60W
● 253	391531	7500882	V.S. 100W	LED 60W
○ 164	391689	7500802	V.S. 250W	LED 150W
○ 167	391705	7500781	V.S. 250W	LED 150W
○ 168	391675	7500759	V.S. 250W	LED 150W
○ 169	391657	7500734	V.S. 250W	LED 150W
○ 170	391631	7500703	V.S. 250W	LED 150W
○ 171	391610	7500665	V.S. 250W	LED 150W
○ 172	391599	7500634	V.S. 250W	LED 150W



PREFEITURA MUNICIPAL DE CAMBUI PROJETO DE ILUMINAÇÃO PÚBLICA - EFICIENCIA ENERGÉTICA

FINALIDADE: PARA SUBSTITUIÇÃO DE LUMINÁRIAS DAS VIAS
URBANAS POR DO TIPO LED

LOCAL: AV. JOSÉ ALVES CARDOSO /

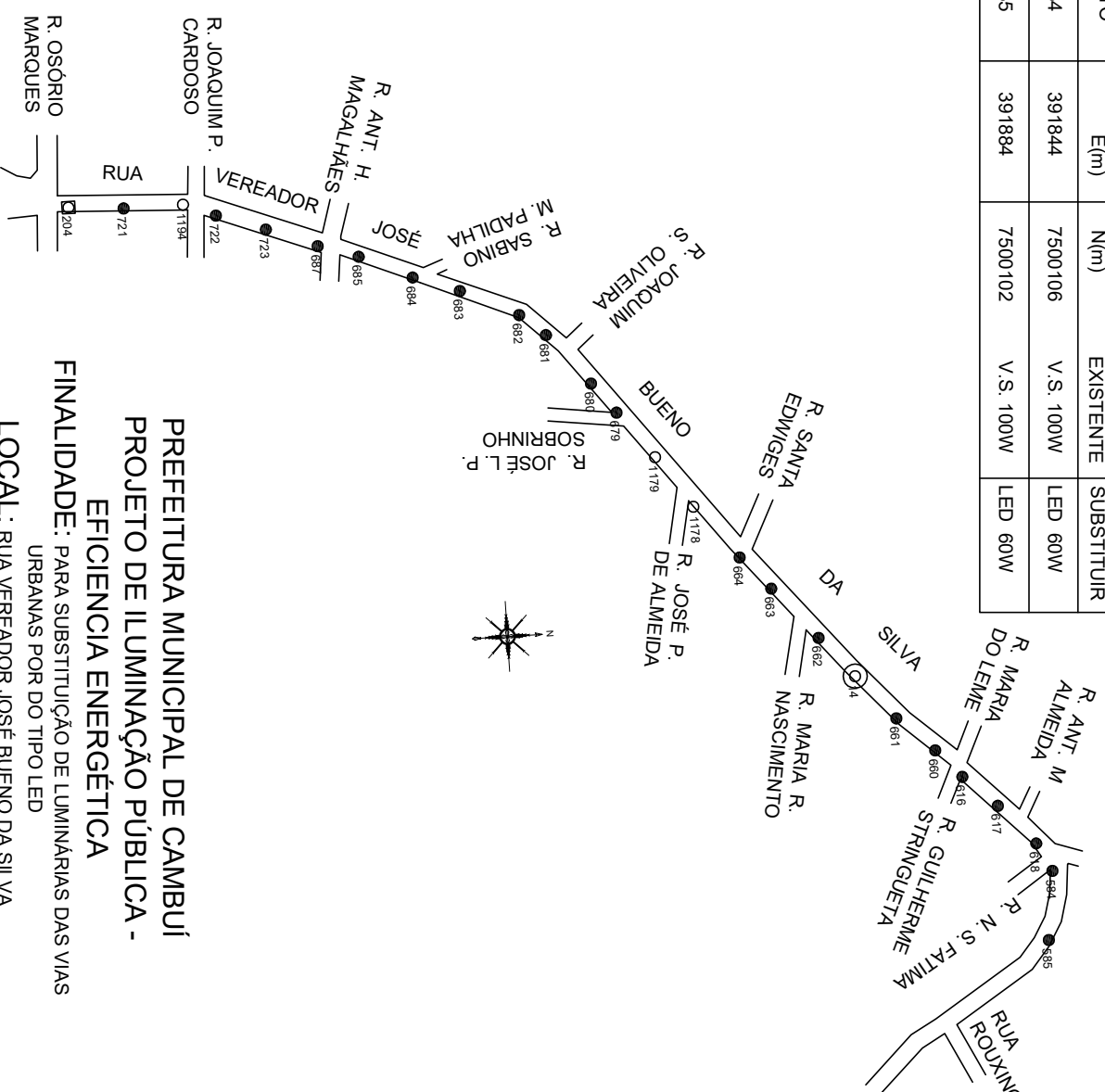
AVENIDA JOSÉ FRANCISCO DO NASCIMENTO
DATA: 09/06/2021 - ESCALA: 1:4000 FOLHA: 10/22

QUADRO DE DADOS DAS LUMINARIAS

PONTO	COORDENADAS UTM		LUMINÁRIA EXISTENTE	LUMIN. À SUBSTITUIR
	E(m)	N(m)		
204	391431	7499570	V.S. 250W	LED 150W
● 721	391433	7499602	V.S. 100W	LED 60W
○ 1194	391433	7499636	V.S. 70W	LED 40W
● 722	391441	7499654	V.S. 100W	LED 60W
● 723	391450	7499682	V.S. 100W	LED 60W
● 687	391462	7499711	V.S. 100W	LED 60W
● 685	391469	7499734	V.S. 100W	LED 60W
● 684	391483	7499764	V.S. 100W	LED 60W
● 683	391493	7499790	V.S. 100W	LED 60W
● 682	391508	7499823	V.S. 100W	LED 60W
● 681	391521	7499837	V.S. 100W	LED 60W
● 680	391550	7499861	V.S. 100W	LED 60W
● 679	391568	7499875	V.S. 100W	LED 60W
○ 1179	391594	7499895	V.S. 70W	LED 40W
○ 1178	391624	7499915	V.S. 70W	LED 40W
● 664	391655	7499940	V.S. 100W	LED 60W
● 663	391673	7499956	V.S. 100W	LED 60W
● 662	391703	7499982	V.S. 100W	LED 60W
⊙ 14	391726	7500001	V.S. 150W	LED 100W
● 661	391752	7500023	V.S. 100W	LED 60W
● 660	391772	7500044	V.S. 100W	LED 60W
● 616	391788	7500058	V.S. 100W	LED 60W
● 617	391805	7500077	V.S. 100W	LED 60W
● 618	391828	7500098	V.S. 100W	LED 60W

QUADRO DE DADOS DAS LUMINARIAS

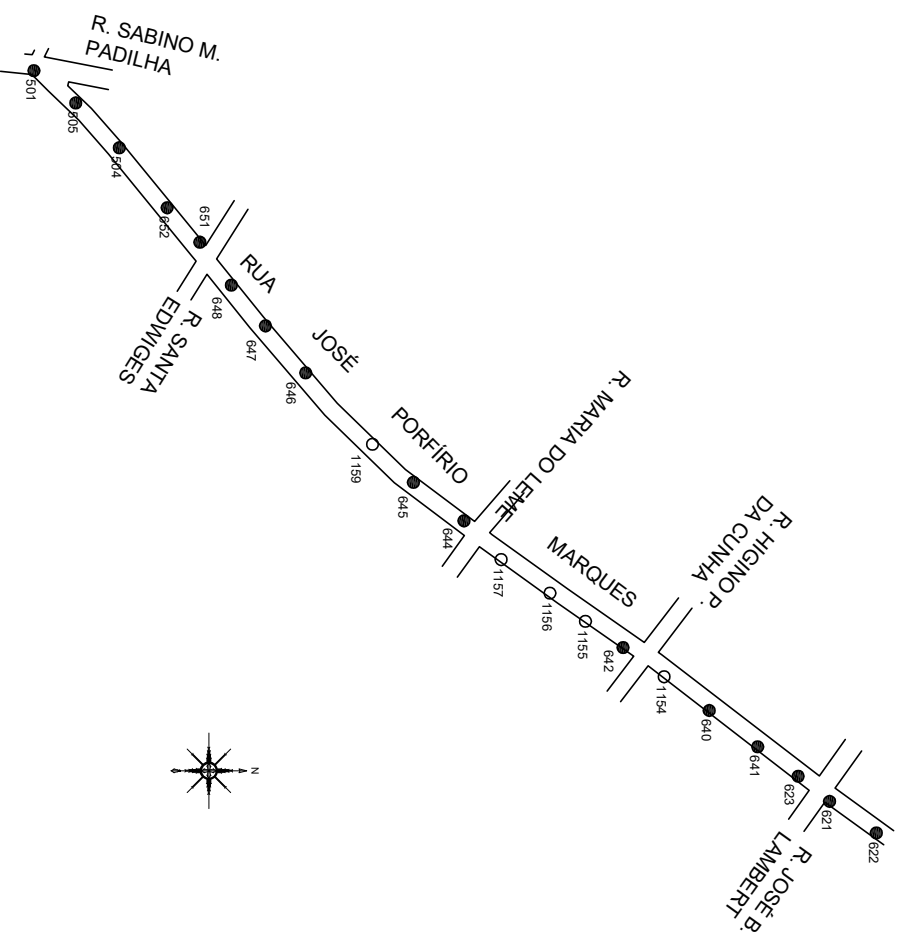
PONTO	COORDENADAS UTM		LUMINÁRIA EXISTENTE	LUMIN. À SUBSTITUIR
	E(m)	N(m)		
● 584	391844	7500106	V.S. 100W	LED 60W
● 585	391884	7500102	V.S. 100W	LED 60W



PREFEITURA MUNICIPAL DE CAMBUÍ
PROJETO DE ILUMINAÇÃO PÚBLICA -
EFICIENCIA ENERGÉTICA
 FINALIDADE: PARA SUBSTITUIÇÃO DE LUMINÁRIAS DAS VIAS
 URBANAS POR DO TIPO LED
 LOCAL: RUA VEREADOR JOSÉ BUENO DA SILVA
 DATA: 09/06/2021 - ESCALA: 1:4000 FOLHA: 11/22

QUADRO DE DADOS DAS LUMINÁRIAS

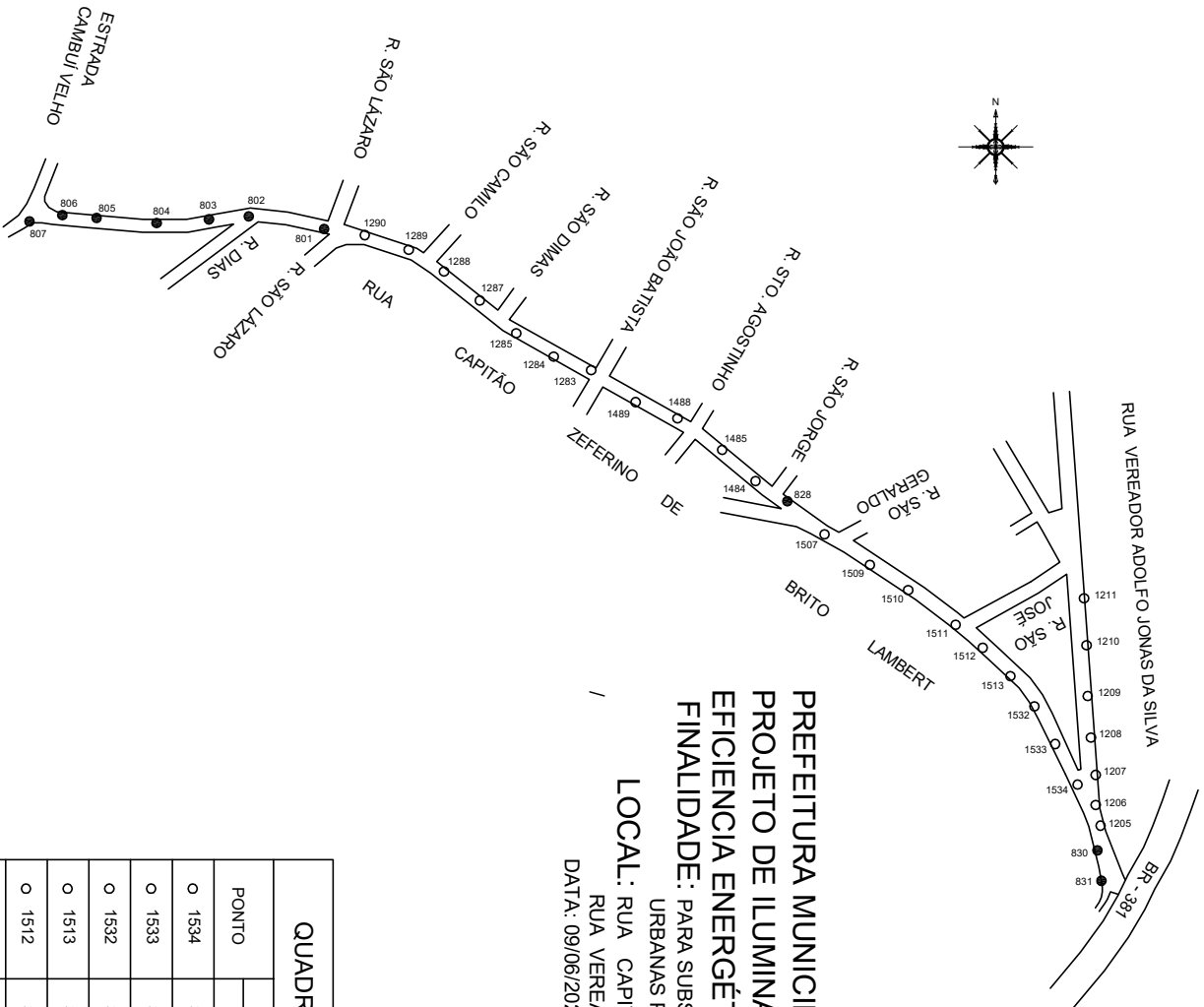
PONTO	COORDENADAS UTM		LUMINÁRIA EXISTENTE	LUMIN. À SUBSTITUIR
	E(m)	N(m)		
● 501	391430	7499893	V.S. 100W	LED 60W
● 505	391447	7499915	V.S. 100W	LED 60W
● 504	391471	7499939	V.S. 100W	LED 60W
● 652	391503	7499964	V.S. 100W	LED 60W
● 651	391521	7499981	V.S. 100W	LED 60W
● 648	391544	7499998	V.S. 100W	LED 60W
● 647	391565	7500016	V.S. 100W	LED 60W
● 646	391590	7500037	V.S. 100W	LED 60W
○ 1159	391628	7500072	V.S. 70W	LED 40W
● 645	391648	7500094	V.S. 100W	LED 60W
● 644	391668	7500121	V.S. 100W	LED 60W
○ 1157	391689	7500140	V.S. 70W	LED 40W
○ 1156	391707	7500166	V.S. 70W	LED 40W
○ 1155	391722	7500185	V.S. 70W	LED 40W
● 642	391736	7500205	V.S. 100W	LED 60W
○ 1154	391751	7500227	V.S. 70W	LED 40W
● 640	391769	7500250	V.S. 100W	LED 60W
● 641	391788	7500276	V.S. 100W	LED 60W
● 623	391804	7500298	V.S. 100W	LED 60W
● 621	391817	7500314	V.S. 100W	LED 60W
● 622	391834	7500339	V.S. 100W	LED 60W



PREFEITURA MUNICIPAL DE CAMBUÍ
PROJETO DE ILUMINAÇÃO PÚBLICA -
EFICIÊNCIA ENERGÉTICA

FINALIDADE: PARA SUBSTITUIÇÃO DE LUMINÁRIAS DAS VIAS
 URBANAS POR DO TIPO LED

LOCAL: RUA JOSÉ PORFÍRIO MARQUES
 DATA: 09/06/2021 - ESCALA: 1:4000 FOLHA: 12/22



PREFEITURA MUNICIPAL DE CAMBUÍ
PROJETO DE ILUMINAÇÃO PÚBLICA -
EFICIÊNCIA ENERGÉTICA

FINALIDADE: PARA SUBSTITUIÇÃO DE LUMINÁRIAS DAS VIAS
 URBANAS POR DO TIPO LED

LOCAL: RUA CAPITÃO ZEFERINO DE BRITO LAMBERT
 RUA VEREADOR ADOLFO JONAS DA SILVA
 DATA: 09/06/2021 - ESCALA: 1:5000 FOLHA: 14/22

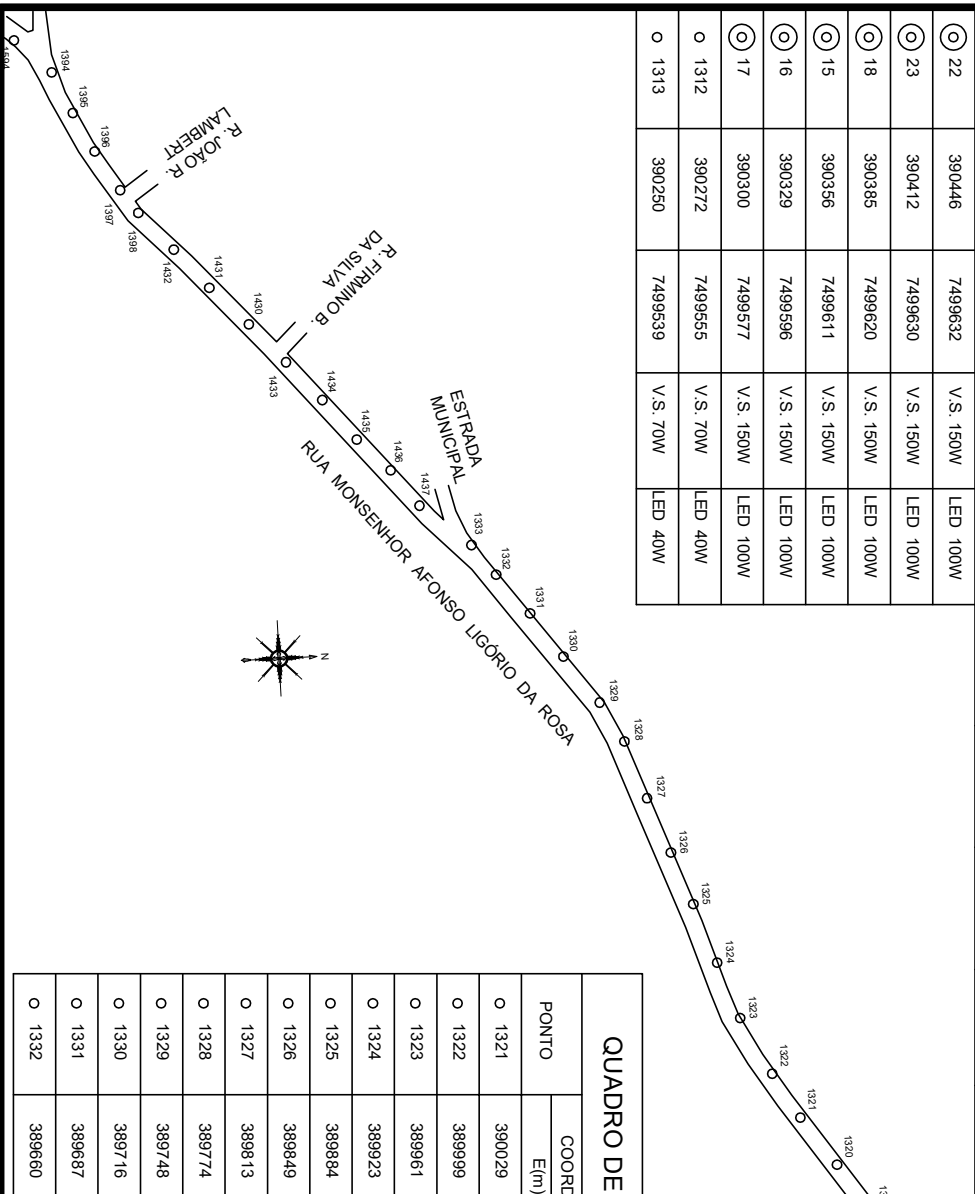
QUADRO DE DADOS DAS LUMINÁRIAS

PONTO	COORDENADAS UTM		LUMINÁRIA EXISTENTE	LUMIN. A SUBSTITUIR
	E(m)	N(m)		
○ 1509	390768	7499604	V.S. 70W	LED 40W
○ 1507	390737	7499625	V.S. 70W	LED 40W
● 828	390712	7499647	V.S. 100W	LED 60W
○ 1484	390691	7499660	V.S. 70W	LED 40W
○ 1485	390668	7499681	V.S. 70W	LED 40W
○ 1488	390638	7499702	V.S. 70W	LED 40W
○ 1489	390610	7499713	V.S. 70W	LED 40W
○ 1283	390580	7499735	V.S. 70W	LED 40W
○ 1284	390555	7499744	V.S. 70W	LED 40W
○ 1285	390530	7499760	V.S. 70W	LED 40W
○ 1287	390506	7499782	V.S. 70W	LED 40W
○ 1288	390482	7499801	V.S. 70W	LED 40W
○ 1289	390458	7499816	V.S. 70W	LED 40W
○ 1290	390428	7499826	V.S. 70W	LED 40W
● 801	390401	7499830	V.S. 100W	LED 60W
● 802	390350	7499838	V.S. 100W	LED 60W
● 803	390324	7499836	V.S. 100W	LED 60W
● 804	390289	7499834	V.S. 100W	LED 60W
● 805	390248	7499837	V.S. 100W	LED 60W
● 806	390225	7499839	V.S. 100W	LED 60W
● 807	390203	7499835	V.S. 100W	LED 60W
● 831	390923	7499392	V.S. 100W	LED 60W
● 830	390920	7499412	V.S. 100W	LED 60W
○ 1205	390923	7499429	V.S. 70W	LED 40W
○ 1206	390919	7499443	V.S. 70W	LED 40W
○ 1207	390919	7499463	V.S. 70W	LED 40W
○ 1208	390916	7499488	V.S. 70W	LED 40W
○ 1209	390914	7499516	V.S. 70W	LED 40W
○ 1210	390913	7499550	V.S. 70W	LED 40W
○ 1211	390912	7499582	V.S. 70W	LED 40W

QUADRO DE DADOS DAS LUMINÁRIAS

PONTO	COORDENADAS UTM		LUMINÁRIA EXISTENTE	LUMIN. A SUBSTITUIR
	E(m)	N(m)		
○ 1534	390907	7499456	V.S. 70W	LED 40W
○ 1533	390892	7499484	V.S. 70W	LED 40W
○ 1532	390878	7499509	V.S. 70W	LED 40W
○ 1513	390862	7499529	V.S. 70W	LED 40W
○ 1512	390843	7499548	V.S. 70W	LED 40W
○ 1511	390825	7499564	V.S. 70W	LED 40W
○ 1510	390793	7499587	V.S. 70W	LED 40W

QUADRO DE DADOS DAS LUMINARIAS				QUADRO DE DADOS DAS LUMINARIAS					
PONTO	COORDENADAS UTM		LUMINÁRIA EXISTENTE	LUMIN. À SUBSTITUIR	PONTO	COORDENADAS UTM		LUMINÁRIA EXISTENTE	LUMIN. À SUBSTITUIR
	E(m)	N(m)				E(m)	N(m)		
○ 1476	390696	7499640	V.S. 70W	LED 40W	○ 1314	390229	7499520	V.S. 70W	LED 40W
○ 1475	390663	7499647	V.S. 70W	LED 40W	○ 1315	390206	7499504	V.S. 70W	LED 40W
○ 1474	390629	7499655	V.S. 70W	LED 40W	○ 1316	390177	7499475	V.S. 70W	LED 40W
● 827	390597	7499663	V.S. 100W	LED 60W	○ 1317	390149	7499443	V.S. 70W	LED 40W
○ 1459	390567	7499665	V.S. 70W	LED 40W	○ 1318	390126	7499417	V.S. 70W	LED 40W
○ 20	390505	7499645	V.S. 150W	LED 100W	○ 1319	390095	7499390	V.S. 70W	LED 40W
○ 21	390472	7499645	V.S. 150W	LED 100W	○ 1320	390061	7499366	V.S. 70W	LED 40W
○ 22	390446	7499632	V.S. 150W	LED 100W					
○ 23	390412	7499630	V.S. 150W	LED 100W					
○ 18	390385	7499620	V.S. 150W	LED 100W					
○ 15	390356	7499611	V.S. 150W	LED 100W					
○ 16	390329	7499596	V.S. 150W	LED 100W					
○ 17	390300	7499577	V.S. 150W	LED 100W					
○ 1312	390272	7499555	V.S. 70W	LED 40W					
○ 1313	390250	7499539	V.S. 70W	LED 40W					



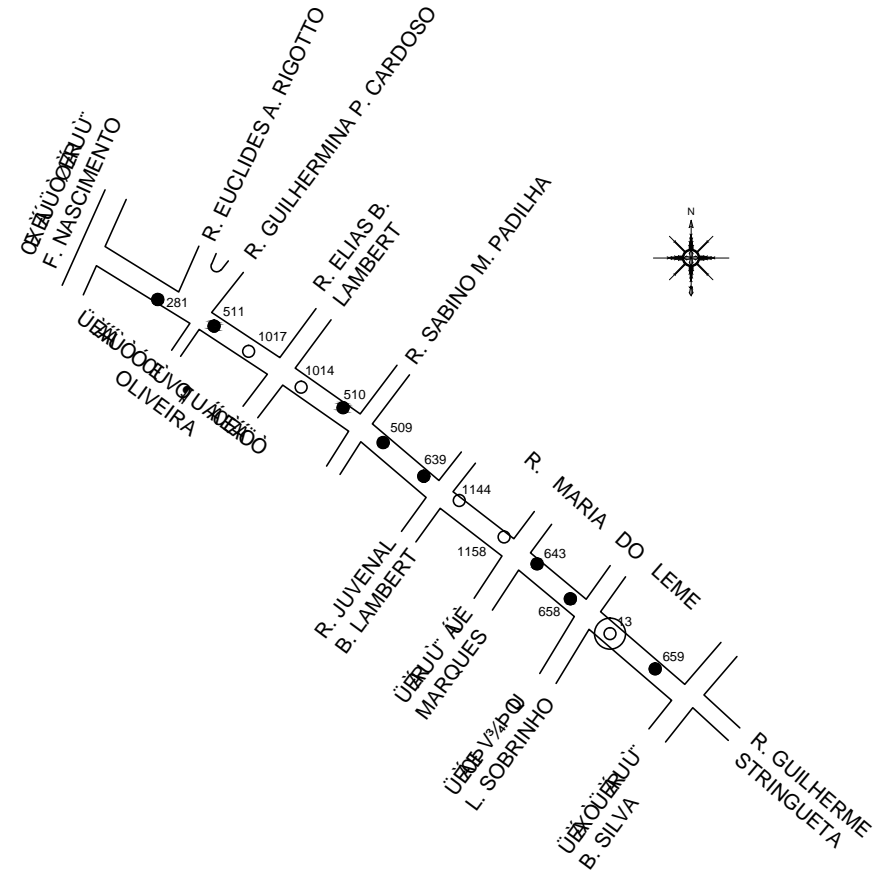
PREFEITURA MUNICIPAL DE CAMBUI
PROJETO DE ILUMINAÇÃO PÚBLICA -
EFICIÊNCIA ENERGÉTICA
FINALIDADE: PARA SUBSTITUIÇÃO DE LUMINARIAS DAS VIAS
URBANAS POR DO TIPO LED

LOCAL: RUA MONSENHOR AFONSO LIGÓRIO DA ROSA
DATA: 09/06/2021 - ESCALA: 1:5000 FOLHA: 151/22

QUADRO DE DADOS DAS LUMINÁRIAS				QUADRO DE DADOS DAS LUMINÁRIAS					
PONTO	COORDENADAS UTM		LUMINÁRIA EXISTENTE	LUMIN. À SUBSTITUIR	PONTO	COORDENADAS UTM		LUMINÁRIA EXISTENTE	LUMIN. À SUBSTITUIR
	E(m)	N(m)				E(m)	N(m)		
○ 1321	390029	7499344	V.S. 70W	LED 40W	○ 1433	389513	7499029	V.S. 70W	LED 40W
○ 1322	389999	7499327	V.S. 70W	LED 40W	○ 1434	389539	7499052	V.S. 70W	LED 40W
○ 1323	389961	7499307	V.S. 70W	LED 40W	○ 1435	389566	7499073	V.S. 70W	LED 40W
○ 1324	389923	7499294	V.S. 70W	LED 40W	○ 1430	389486	7499006	V.S. 70W	LED 40W
○ 1325	389884	7499280	V.S. 70W	LED 40W	○ 1431	389461	7498981	V.S. 70W	LED 40W
○ 1326	389849	7499267	V.S. 70W	LED 40W	○ 1432	389435	7498959	V.S. 70W	LED 40W
○ 1327	389813	7499253	V.S. 70W	LED 40W	○ 1398	389409	7498936	V.S. 70W	LED 40W
○ 1328	389774	7499240	V.S. 70W	LED 40W	○ 1397	389384	7498925	V.S. 70W	LED 40W
○ 1329	389748	7499225	V.S. 70W	LED 40W	○ 1396	389367	7498910	V.S. 70W	LED 40W
○ 1330	389716	7499202	V.S. 70W	LED 40W	○ 1395	389341	7498896	V.S. 70W	LED 40W
○ 1331	389687	7499182	V.S. 70W	LED 40W	○ 1394	389313	7498884	V.S. 70W	LED 40W
○ 1332	389660	7499161	V.S. 70W	LED 40W	○ 1594	389291	7498860	V.S. 70W	LED 40W

PLANO DE ILUMINAÇÃO DE RUA

PONTO	COORDENADAS UTM		SWT 70W EXISTENTE	SWT 60W SUBSTITUIR
	E(m)	N(m)		
● 281	391490	7500262	V.S. 100W	LED 60W
● 511	391519	7500247	V.S. 100W	LED 60W
○ 1017	391538	7500234	V.S. 70W	LED 40W
○ 1014	391565	7500215	V.S. 70W	LED 40W
● 510	391588	7500204	V.S. 100W	LED 60W
● 509	391609	7500186	V.S. 100W	LED 60W
● 639	391630	7500168	V.S. 100W	LED 60W
○ 1144	391649	7500155	V.S. 70W	LED 40W
○ 1158	391673	7500136	V.S. 70W	LED 40W
● 643	391690	7500122	V.S. 100W	LED 60W
● 658	391708	7500103	V.S. 100W	LED 60W
⊙ 13	391729	7500085	V.S. 150W	LED 100W
● 659	391753	7500066	V.S. 100W	LED 60W



TÍTULO: PLANO DE ILUMINAÇÃO DE RUA
 LOCAL: RUA MARIA DO LEME
 FINALIDADE: URBANAS POR DO TIPO LED
 DATA: 09/06/2021 - ESCALA: 1:4000 FOLHA: 16/22

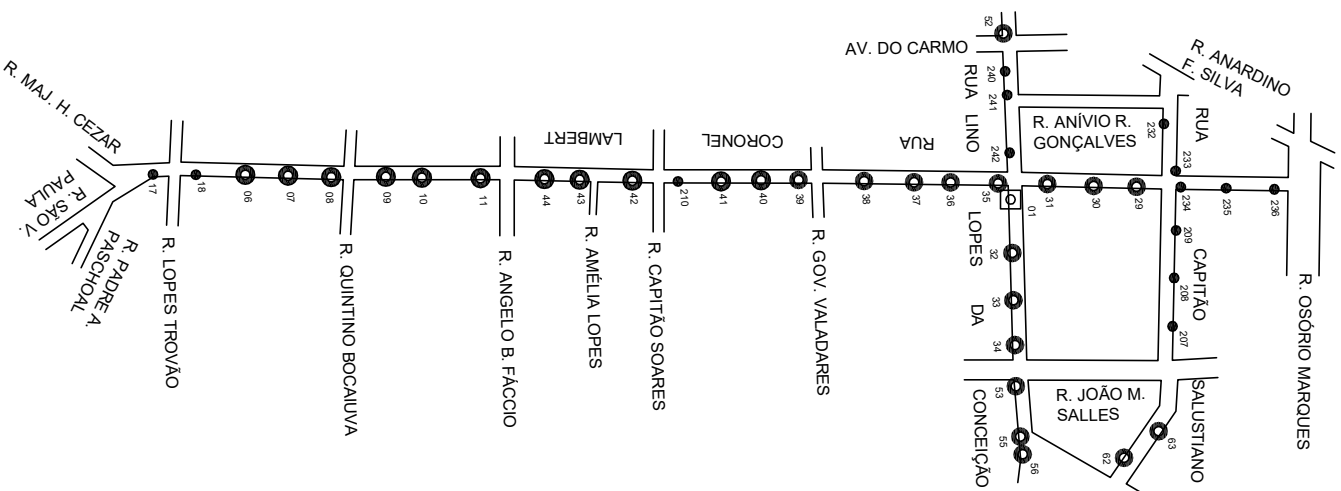
QUADRO DE DADOS DAS LUMINARIAS

QUADRO DE DADOS DAS LUMINARIAS

PONTO	COORDENADAS UTM		LUMINÁRIA EXISTENTE	LUMIN. À SUBSTITUIR	PONTO	COORDENADAS UTM		LUMINÁRIA EXISTENTE	LUMIN. À SUBSTITUIR
	E(m)	N(m)				E(m)	N(m)		
● 17	391168	749832	V.S. 100W	LED 60W	☐ 01	391180	7499390	V.S. 150W	LED 100W
● 18	391170	7498854	V.S. 100W	LED 60W	● 32	391215	7499393	V.S. 250W	LED 150W
● 06	391168	7498887	V.S. 250W	LED 150W	● 33	391247	7499391	V.S. 250W	LED 150W
● 07	391170	7498915	V.S. 250W	LED 150W	● 34	391276	7499392	V.S. 250W	LED 150W
● 08	391162	7498944	V.S. 250W	LED 150W	● 53	391304	7499389	V.S. 250W	LED 150W
● 09	391164	7498980	V.S. 250W	LED 150W	● 55	391338	7499393	V.S. 250W	LED 150W
● 10	391171	7499004	V.S. 250W	LED 150W	● 56	391346	7499392	V.S. 250W	LED 150W
● 11	391167	7499042	V.S. 250W	LED 150W	● 232	391130	7499494	V.S. 100W	LED 60W
● 44	391170	7499085	V.S. 250W	LED 150W	● 233	391166	7499495	V.S. 100W	LED 60W
● 43	391171	7499108	V.S. 250W	LED 150W	● 209	391200	7499496	V.S. 100W	LED 60W
● 42	391169	7499143	V.S. 250W	LED 150W	● 208	391231	7499494	V.S. 100W	LED 60W
● 210	391166	7499173	V.S. 100W	LED 60W	● 207	391263	7499491	V.S. 100W	LED 60W
● 41	391168	7499201	V.S. 250W	LED 150W	● 63	391331	7499478	V.S. 250W	LED 150W
● 40	391167	7499228	V.S. 250W	LED 150W	● 62	391349	7499464	V.S. 250W	LED 150W
● 39	391165	7499253	V.S. 250W	LED 150W					
● 38	391166	7499296	V.S. 250W	LED 150W					
● 37	391169	7499329	V.S. 250W	LED 150W					
● 36	391168	7499353	V.S. 250W	LED 150W					
● 35	391172	7499385	V.S. 250W	LED 150W					
● 31	391171	7499417	V.S. 250W	LED 150W					
● 30	391173	7499448	V.S. 250W	LED 150W					
● 29	391171	7499476	V.S. 250W	LED 150W					
● 234	391170	7499505	V.S. 100W	LED 60W					
● 235	391171	7499536	V.S. 100W	LED 60W					
● 236	391174	7499567	V.S. 100W	LED 60W					
● 52	391077	7499396	V.S. 250W	LED 150W					
● 240	391095	7499392	V.S. 100W	LED 60W					
● 241	391115	7499394	V.S. 100W	LED 60W					
● 242	391149	7499395	V.S. 100W	LED 60W					

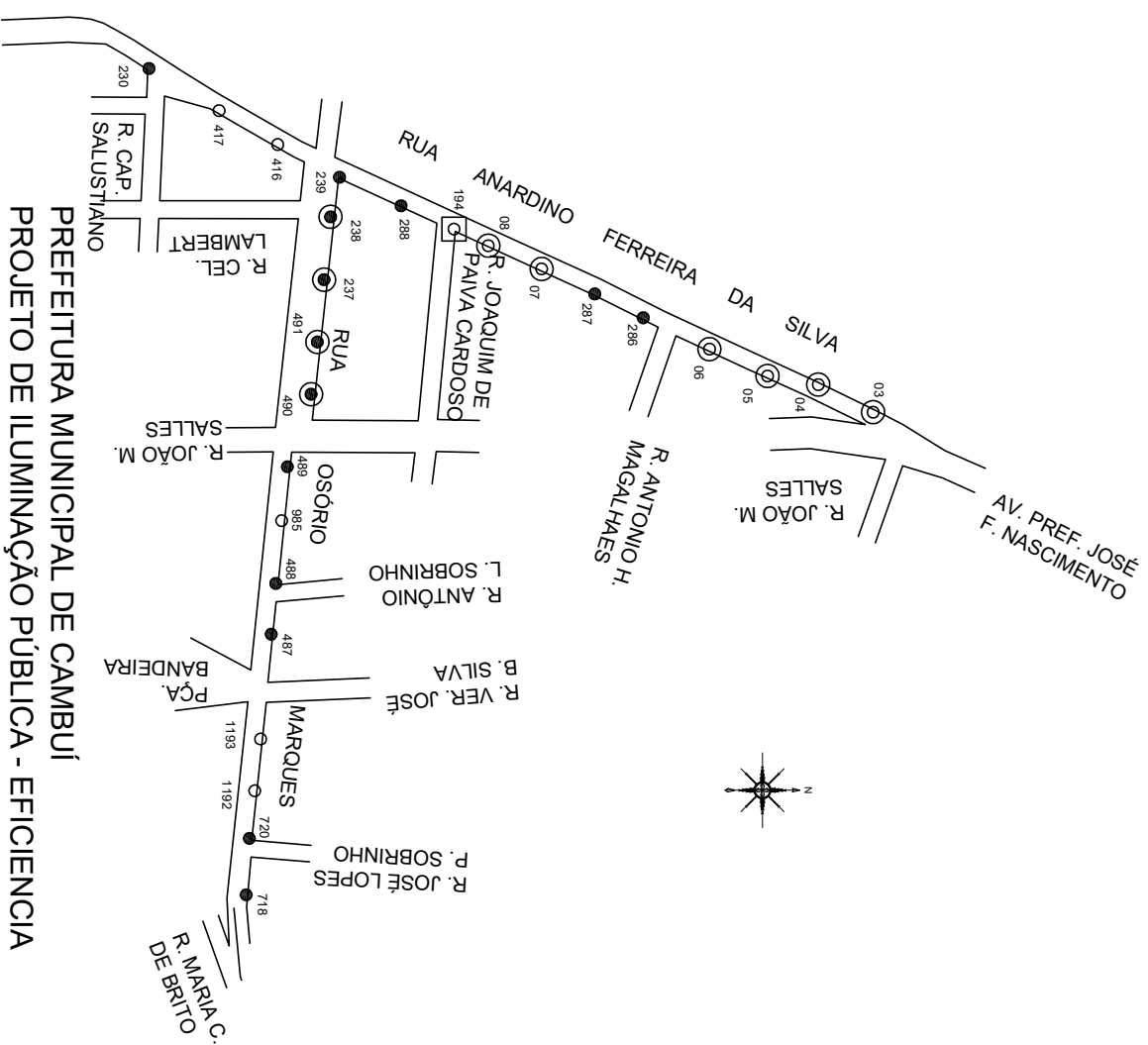
PREFEITURA MUNICIPAL DE CAMBUI
PROJETO DE ILUMINAÇÃO PÚBLICA -
EFICIENCIA ENERGÉTICA
FINALIDADE: PARA SUBSTITUIÇÃO DE LUMINÁRIAS DAS VIAS
 URBANAS POR DO TIPO LED

LOCAL: RUA CORONEL LAMBERT /
 RUA LINO LOPES DA CONCEIÇÃO /
 RUA CAPITÃO SALUSTIANO
 DATA: 09/06/2021 - ESCALA: 1:5000 FOLHA: 17/22



QUADRO DE DADOS DAS LUMINARIAS

PONTO	COORDENADAS UTM		LUMINÁRIA EXISTENTE	LUMIN. A SUBSTITUIR
	E(m)	N(m)		
● 230	391094	7499498	V.S. 100W	LED 60W
○ 417	391118	7499535	V.S. 70W	LED 40W
○ 416	391136	7499562	V.S. 70W	LED 40W
● 239	391154	7499597	V.S. 100W	LED 60W
● 288	391161	7499636	V.S. 100W	LED 60W
□ 194	391171	7499660	V.S. 250W	LED 2x100W
○ 08	391173	7499678	V.S. 150W	LED 100W
○ 07	391187	7499709	V.S. 150W	LED 100W
● 287	391212	7499741	V.S. 100W	LED 60W
● 286	391227	7499762	V.S. 100W	LED 60W
○ 06	391235	7499797	V.S. 150W	LED 100W
○ 05	391256	7499829	V.S. 150W	LED 100W
○ 04	391262	7499854	V.S. 150W	LED 100W
○ 03	391276	7499882	V.S. 150W	LED 100W
● 238	391177	7499597	V.S. 100W	LED 100W
● 237	391207	7499585	V.S. 100W	LED 100W
● 491	391241	7499575	V.S. 100W	LED 100W
● 490	391270	7499581	V.S. 100W	LED 100W
● 489	391307	7499562	V.S. 100W	LED 60W
○ 985	391339	7499560	V.S. 70W	LED 40W
● 488	391368	7499559	V.S. 100W	LED 60W
● 487	391398	7499558	V.S. 100W	LED 60W
○ 1193	391450	7499553	V.S. 70W	LED 40W
○ 1192	391481	7499554	V.S. 70W	LED 40W
● 720	391505	7499548	V.S. 100W	LED 60W
● 718	391537	7499545	V.S. 100W	LED 60W

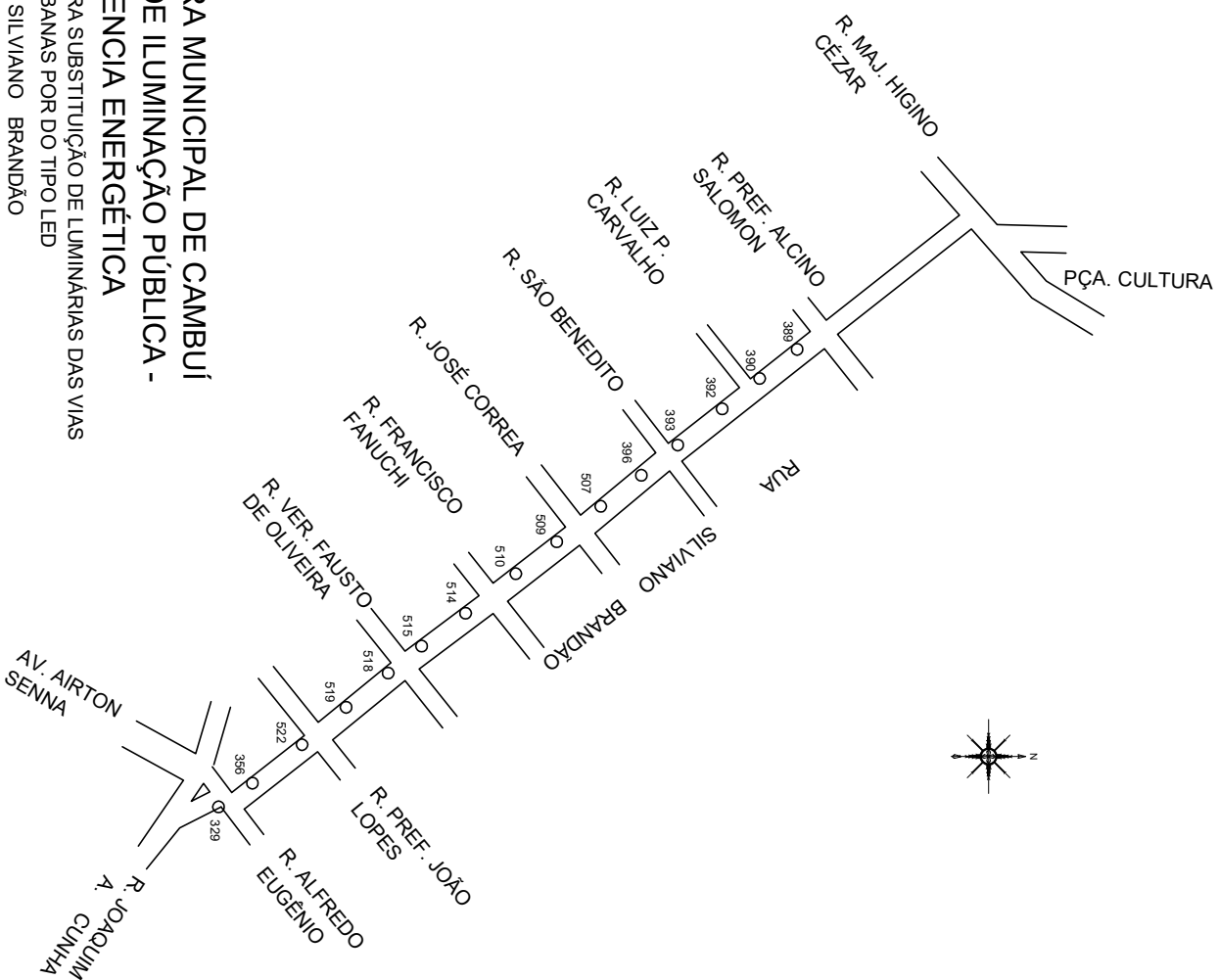


PREFEITURA MUNICIPAL DE CAMBUÍ
PROJETO DE ILUMINAÇÃO PÚBLICA - EFICIENCIA
ENERGÉTICA
FINALIDADE: PARA SUBSTITUIÇÃO DE LUMINÁRIAS DAS VIAS URBANAS
POR DO TIPO LED

LOCAL: RUA ANARDINO FERREIRA DA SILVA /
RUA OSÓRIO MARQUES
DATA: 09/06/2021 - ESCALA: 1:4000 FOLHA: 18/22

QUADRO DE DADOS DAS LUMINÁRIAS

PONTO	COORDENADAS UTM		LUMINÁRIA EXISTENTE	LUMIN. À SUBSTITUIR
	E(m)	N(m)		
○ 389	391131	7498568	V.S. 70W	LED 40W
○ 390	391150	7498548	V.S. 70W	LED 40W
○ 392	391162	7498528	V.S. 70W	LED 40W
○ 393	391183	7498502	V.S. 70W	LED 40W
○ 396	391199	7498483	V.S. 70W	LED 40W
○ 507	391219	7498463	V.S. 70W	LED 40W
○ 509	391236	7498442	V.S. 70W	LED 40W
○ 510	391255	7498418	V.S. 70W	LED 40W
○ 514	391274	7498391	V.S. 70W	LED 40W
○ 515	391295	7498367	V.S. 70W	LED 40W
○ 518	391306	7498353	V.S. 70W	LED 40W
○ 519	391324	7498327	V.S. 70W	LED 40W
○ 522	391346	7498302	V.S. 70W	LED 40W
○ 356	391366	7498274	V.S. 70W	LED 40W
○ 329	391378	7498257	V.S. 70W	LED 40W



PREFEITURA MUNICIPAL DE CAMBUÍ PROJETO DE ILUMINAÇÃO PÚBLICA -

EFICIÊNCIA ENERGÉTICA

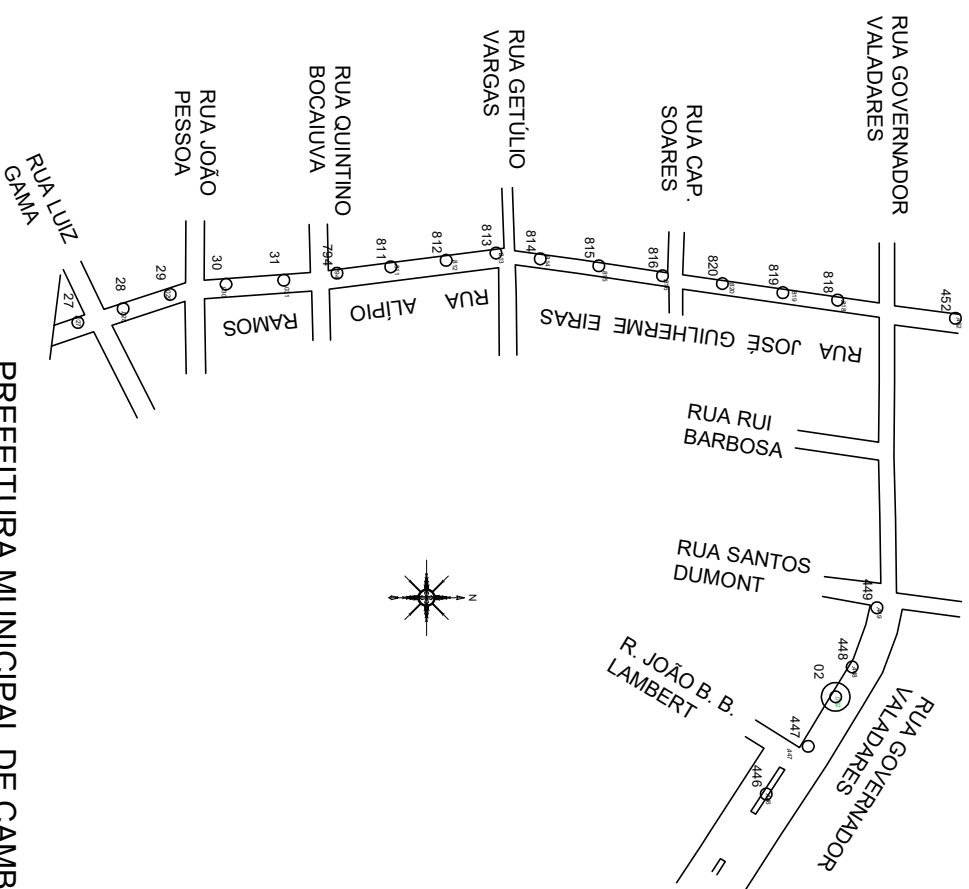
FINALIDADE: PARA SUBSTITUIÇÃO DE LUMINÁRIAS DAS VIAS
URBANAS POR DO TIPO LED

LOCAL: RUA SILVANO BRANDÃO

DATA: 09/06/2021 - ESCALA: 1:4000 FOLHA: 19/22

QUADRO DE DADOS DAS LUMINÁRIAS

PONTO	COORDENADAS UTM		LUMINÁRIA EXISTENTE	LUMIN. À SUBSTITUIR
	E(m)	N(m)		
○ 452	391583	7499304	V.S. 70W	LED 40W
○ 818	391574	7499243	V.S. 70W	LED 40W
○ 819	391568	7499217	V.S. 70W	LED 40W
○ 820	391564	7499184	V.S. 70W	LED 40W
○ 816	391563	7499149	V.S. 70W	LED 40W
○ 815	391558	7499116	V.S. 70W	LED 40W
○ 814	391550	7499086	V.S. 70W	LED 40W
○ 813	391548	7499062	V.S. 70W	LED 40W
○ 812	391552	7499037	V.S. 70W	LED 40W
○ 811	391554	7499006	V.S. 70W	LED 40W
○ 794	391556	7498975	V.S. 70W	LED 40W
○ 031	391566	7498948	V.S. 70W	LED 40W
○ 030	391566	7498915	V.S. 70W	LED 40W
○ 029	391568	7498885	V.S. 70W	LED 40W
○ 028	391579	7498862	V.S. 70W	LED 40W
○ 027	391582	7498838	V.S. 70W	LED 40W
○ 449	391736	7499261	V.S. 70W	LED 40W
○ 448	391767	7499248	V.S. 70W	LED 40W
⊙ 02	391783	7499240	V.S. 150W	LED 100W
○ 447	391811	7499214	V.S. 70W	LED 40W



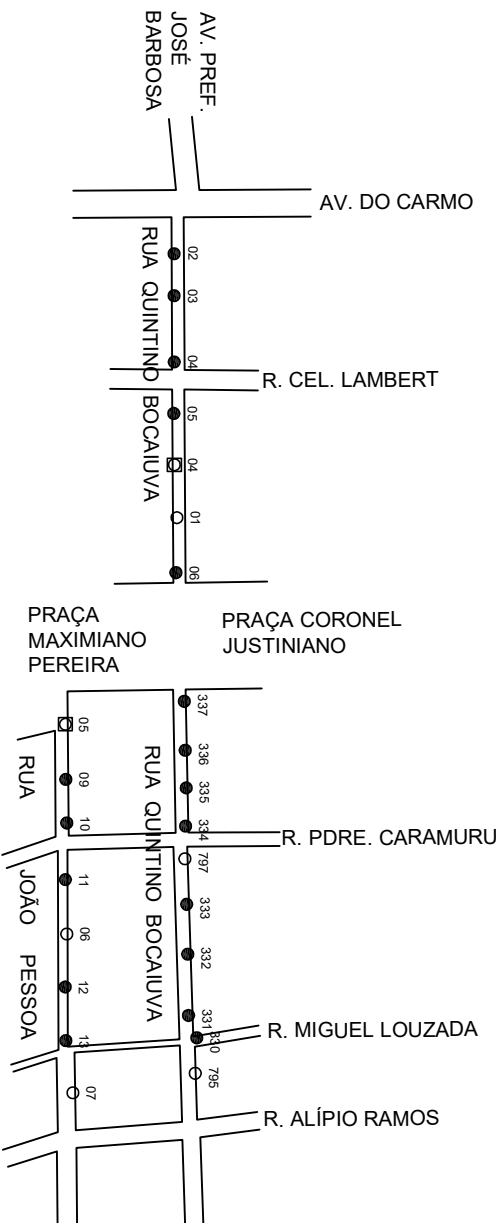
PREFEITURA MUNICIPAL DE CAMBUÍ
PROJETO DE ILUMINAÇÃO PÚBLICA -
EFICIÊNCIA ENERGÉTICA

FINALIDADE: PARA SUBSTITUIÇÃO DE LUMINÁRIAS DAS VIAS
 URBANAS POR DO TIPO LED
LOCAL: RUA JOSÉ GUILHERME EIRAS /

RUA ALÍPIO RAMOS /
 RUA GOVERNADOR VALADARES
 DATA: 09/06/2021 - ESCALA: 1:400 FOLHA: 20/22

QUADRO DE DADOS DAS LUMINÁRIAS

PONTO	COORDENADAS UTM		LUMINÁRIA EXISTENTE	LUMIN. À SUBSTITUIR
	E(m)	N(m)		
● 02	391100	7498958	V.S. 100W	LED 60W
● 03	391122	7498958	V.S. 100W	LED 60W
● 04	391157	7498958	V.S. 100W	LED 60W
● 05	391184	7498958	V.S. 100W	LED 60W
☐ 04	391211	7498958	V.S. 250W	LED 150W
○ 01	391239	7498959	V.S. 70W	LED 40W
● 06	391268	7498959	V.S. 100W	LED 60W
● 337	391336	7498963	V.S. 100W	LED 60W
● 336	391362	7498964	V.S. 100W	LED 60W
● 335	391382	7498964	V.S. 100W	LED 60W
● 334	391402	7498964	V.S. 100W	LED 60W
○ 797	391420	7498964	V.S. 70W	LED 40W
● 333	391444	7498965	V.S. 100W	LED 60W
● 332	391470	7498965	V.S. 100W	LED 60W
● 331	391503	7498966	V.S. 100W	LED 60W
● 330	391514	7498970	V.S. 100W	LED 60W
○ 795	391533	7498969	V.S. 70W	LED 40W
☐ 05	391348	7498900	V.S. 250W	LED 150W
● 09	391378	7498901	V.S. 100W	LED 60W
● 10	391401	7498901	V.S. 100W	LED 60W
● 11	391431	7498900	V.S. 100W	LED 60W
○ 06	391460	7498901	V.S. 70W	LED 40W
● 12	391487	7498900	V.S. 100W	LED 60W
● 13	391516	7498901	V.S. 100W	LED 60W



PREFEITURA MUNICIPAL DE CAMBUÍ
PROJETO DE ILUMINAÇÃO PÚBLICA -

EFICIENCIA ENERGÉTICA

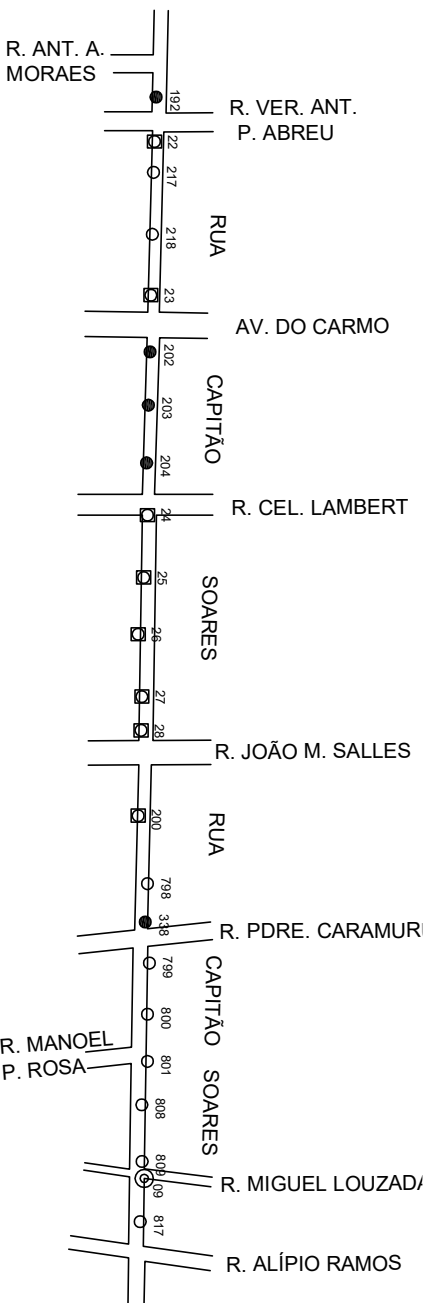
FINALIDADE: PARA SUBSTITUIÇÃO DE LUMINÁRIAS DAS VIAS
URBANAS POR DO TIPO LED

LOCAL: RUA QUINTINO BOCAIUVA /

RUA JOÃO PESSOA

DATA: 09/06/2021 - ESCALA: 1:4000 FOLHA: 21/22

○ 07	391544	7498904	V.S. 70W	LED 40W
------	--------	---------	----------	---------



QUADRO DE DADOS DAS LUMINÁRIAS

QUADRO DE DADOS DAS LUMINÁRIAS

PONTO	COORDENADAS UTM		LUMINÁRIA EXISTENTE	LUMIN. A SUBSTITUIR	PONTO	COORDENADAS UTM		LUMINÁRIA EXISTENTE	LUMIN. A SUBSTITUIR
	E(m)	N(m)				E(m)	N(m)		
● 192	390952	7499166	V.S. 100W	LED 60W	● 338	391388	7499160	V.S. 100W	LED 60W
☐ 22	390975	7499165	V.S. 250W	LED 150W	○ 799	391410	7499162	V.S. 70W	LED 40W
○ 217	390992	7499164	V.S. 70W	LED 40W	○ 800	391437	7499161	V.S. 70W	LED 40W
○ 218	391024	7499164	V.S. 70W	LED 40W	○ 801	391462	7499161	V.S. 70W	LED 40W
☐ 23	391057	7499163	V.S. 250W	LED 150W	○ 808	391485	7499158	V.S. 70W	LED 40W
● 202	391087	7499162	V.S. 100W	LED 60W	○ 809	391515	7499158	V.S. 70W	LED 40W
● 203	391115	7499161	V.S. 100W	LED 60W	⊙ 09	391524	7499159	V.S. 150W	LED 100W
● 204	391145	7499161	V.S. 100W	LED 60W	○ 817	391547	7499157	V.S. 70W	LED 40W
☐ 24	391173	7499161	V.S. 250W	LED 150W					
☐ 25	391206	7499159	V.S. 250W	LED 150W					
☐ 26	391236	7499156	V.S. 250W	LED 150W					
☐ 27	391269	7499158	V.S. 250W	LED 150W					
☐ 28	391287	7499158	V.S. 250W	LED 150W					
☐ 200	391332	7499156	V.S. 250W	LED 150W					
○ 798	391368	7499161	V.S. 70W	LED 40W					

PREFEITURA MUNICIPAL DE CAMBUI
PROJETO DE ILUMINAÇÃO PÚBLICA -
EFICIENCIA ENERGÉTICA
 FINALIDADE: PARA SUBSTITUIÇÃO DE LUMINÁRIAS DAS VIAS
 URBANAS POR DO TIPO LED
 LOCAL: RUA CAPITÃO SOARES
 DATA: 09/06/2021 - ESCALA: 1:4000 FOLHA: 22/22